



## From the Principal's Desk



Greetings from Tattva School!

November month began with Diwali festivities. I am sure all families have had a fabulous and blissful Diwali. May this Diwali dispel darkness from our lives and fill a lot of light and guide us through our paths towards success!

As always, team Tattva is working towards focussed academic delivery alongside paying attention to co-scholastics activities. The team aims to complete PT2 portions early and focus on Sports Day scheduled on the 21st of December. The core team at Tattva has also started to put together a sketchy flow of the sports day. The songs are being looked at alongside costumes and props.

All lab activities and CCA activities are being conducted as per schedule.

To ensure that the bottom 5% of the students in all classes also make a conscious effort towards achieving good scores in the exam, I have met up with majority of the parents and discussed the status of their children's performance and guided them and pressed on the need for them to improve. The teachers have also been handling remedial classes regularly to support these children.

Grade X will write PT2, Pre-boards 1 and 2.

Grade IX and XL will have their final exams in February.

Revisions for Grade X started long back.

Students have participated in various competitions and brought laurels to school. The during the school and after school activities have been carried out well. The focus of the team shall now be to move FROM GOOD TO GREAT!! We need all your support to move the school to greater heights. So, kindly appreciate our good work and spread a good word about the school!

The school team will give its best to serve the children in its care.

Thank you for all the support through the years

**- Ms. Mamatha Rao,  
Principal, Tattva School**



# Editorial Team

---

## Chief Editors :

---

Ms. Mamatha Rao (Principal)

Ms. Shwethashree (Head Mistress)

Ms. Anitha (Academic & HSCP Coordinator)

## Editors :

---

Ms. Ananya Bandyopadhyay

Ms. Savitha M B

Ms. Viji Kumari P N

Ms. Pavana P



## Quote of the month

**"A life of Joy and happiness is possible only  
on the basis of knowledge and science."**

**Dr. Sarvepalli Radhakrishna**



## Events & Activities



### After & Before Numbers - Prep I

**Outcome:** Teacher will explain the step activity to find after-before numbers.

Learning about before & after and can help children understand sequence and patterns.



### Art & Craft (Parent-Child Activity) - Prep I

Teacher will give parents a child activity with an example. Engage in family activities with their child that give child's motor skills & happy to do the activities with parents.



### Bubble Wrap Printing Activity - Prep I

Using paint and mixing colours students can develop understanding of the theory of primary and secondary colours. The students will also develop techniques for creating texture using paint and bubbles – called bubble art.



### Colouring Activity Car - Prep I

Teacher will provide a car outline for the colour wheel.

Colouring can help children improve their concentration and focus.



### Fish Craft - Nursery

**Outcome:** The teacher provided the children with large and small circles cut from colourful A4 sheets. The children folded each circle into a semicircle and carefully placed them on the spots where the teacher had applied glue. Piece by piece, the arrangement came together, eventually forming a vibrant and creative fish craft.



# Activities @ School



## Handprint Crab Craft - Nursery

**Outcome:** The teacher painted both the hands of the children with red paint and guided them to press their handprints onto the craft book. Then, the children glued their eyes separately onto each thumb. After completing the activity, the children learned about where crabs live and their natural habitat.



## Lady's finger & Potato Dabbing - Prep I

Lady finger & potato Painting. This is one of the interesting ways to make amazing paintings. In this process, we will be using a ladyfinger's & potato's inner surface to give its impressions and fill the drawing. The process is very simple. ... It is a fun way to learn impression painting for kids.




## Addition - Prep II

Students take turns rolling the dice.

They then add the numbers on the dice to find their total. Next, they mark off the corresponding number on their workbook.

**Outcome:** This game not only helps students practice their addition skills but also encourages them to think strategically and find different ways to reach the target number. It's a great way to make math practice more engaging and interactive.



## CCA: Modak Making - Pre-primary

Cognitive skill, Nutrition and food awareness (exploration of healthy food items). Ganesh Chaturthi is set to take place and students can make modaks.

### Recipe For Modak

#### Ingredients:

- 1 cup of crumbled biscuit or digestive cookies





# Activities @ School




- 1/2 cup condensed milk
- 1/2 cup grated coconut (optional)
- 1/4 cup chopped nuts (optional)
- 1/2 tsp cardamom powder

## Instructions:

**1. Mix Ingredients:** In a bowl, mix crumbled biscuits, grated coconut, nuts, and cardamom powder.

**2. Add Condensed Milk:** Gradually add condensed milk to the mixture until it binds together.

**3. Shape Modaks:** Take small portions of the mixture, and shape them into Modaks using your hands or a Modak mould.



## Paper Plate Parrot Craft - Nursery

**Outcome:** The children excitedly painted paper plates, carefully using yellow for the beak and red for the parrot's body. Once the paint dried, they worked on adding details by pasting eyes and colourful wings. Each parrot craft began to take shape, showcasing the children's creativity. They proudly admired their vibrant creations, which looked cheerful and full of life. This activity not only brought smiles but also allowed them to explore their artistic skills.

## Storytelling - Prep I

Tanya's journey to grandma's house using an ICT board.

Reading through the ICT board is a unique learning for children to learn about the story. Children are happy to do this activity to learn the story quickly.

## Recognizing the Number - Nursery

**Outcome:** Children select a card with dots, count the number of dots on it, then look for the chair labelled with the

# Activities @ School



corresponding number and sit on it. This activity helps children practice number recognition and counting skills in a fun and interactive way.

## Red chillies (Shredded Paper Pasting Activity) - Prep I

**Art & Craft:** Red chillies (shredded paper pasting activity)

Shredded paper is a tactile sensory learning experience. It encourages relaxation and enjoyment of the process rather than the result and provides a range of social interaction including cooperative and parallel play. This helps children to develop fine motor skills and promotes confidence in children.

## Sight Words - Prep I

Sight words (I, Am, An) Reading.

The objective of sight word flashcards for kindergarten is to help children learn to recognize common words instantly while reading. Learning sight words is an important step in a child's literacy development, as it helps them to: Read faster, Build vocabulary, and Learn how words are pronounced or spelled.

## Thumbprint - Prep I

Teacher will explain about plants, farmers, and the food we get. How important in life to say thank you for all? Children do the thumbprint activity. The outcome will improve children's knowledge about animals & farmers.

## Market Day – Pre-primary

At Tattva, Pre-primary students set up their own vegetable and fruit market as a reinforcement to the topic 'Healthy food'



## Activities @ School



– on Thursday, 28th December 2024. Each child brought a fruit and a vegetable which was displayed creatively by the staff of Pre-Primary.

Children had a fun-filled experience of ramp walking on red carpet and selling and buying vegetables and fruits from their peers. They were excited using the weighing scale and pretending to be vegetable and fruit vendors and buyers. The enriching experience allowed the students to showcase not only their proficiency in handling money but also to display their marketing skills.

It created an awareness about the importance and consumption of fruits and vegetables in regular diet. This occasion was used to reinforce the concept of the healthy benefits of fruits and vegetables. The tiny tots also learned more about the taste, smell, colour and texture of each fruit and vegetable. Children understood the importance of washing the fruits before eating or cooking and about the benefits of eating fresh fruits.

It created a positive learning environment which provided our students an amazing experience and they could connect this activity to the real-life experience.

### Event

## Children's Day Celebration

Every child is a different kind of flower, and all together, they make this world a beautiful garden.

Children's Day at our school was a spectacular celebration, thoughtfully orchestrated by our dedicated teachers to honour the spirit of childhood. The day commenced with teachers singing a melodious tribute, followed by lively





## Activities @ School



dance performances from primary and senior teachers, and another energetic dance by admin staff captivating everyone present. A creative skit, portraying classroom moments, brought laughter and a sense of connection to the students. The highlight of the event was our esteemed principal ma'am joining the teachers in a delightful dance, symbolizing unity and joy. The celebration concluded with a sumptuous treat and gifts, lovingly prepared and served by the class teachers, leaving an indelible mark of warmth and care.

### Special Assembly

#### Special Assembly on Kannada Rajyotsava Pre-primary

Kannada Rajyotsava, celebrated on 1st November each year, is a day for children and adults alike to honour the rich heritage and achievements of Karnataka. This date marks the formation of the state in 1956, when all Kannada-speaking regions of South India united as one state. On Kannada Rajyotsava, children use turmeric and kumkum—yellow symbolizing forgiveness and red representing bravery—as part of the celebration. Many dress up as iconic personalities from Karnataka's history, such as Kittur Rani Chennamma, Basavanna, Sangolli Rayanna, and Saalumarada Thimmakka. Each child introduces themselves with a few words about the historical figure they represent, adding depth and pride to the occasion.

#### Special Assembly on Yellow Day Celebration

Yellow Day celebration Various shades of yellow give our children joy, vitality, and hope. On 21st November 2024, Pre-primary Wing celebrated "Yellow Day" at Tattva School with the aim of recapitulating and reinforcing the impacts of





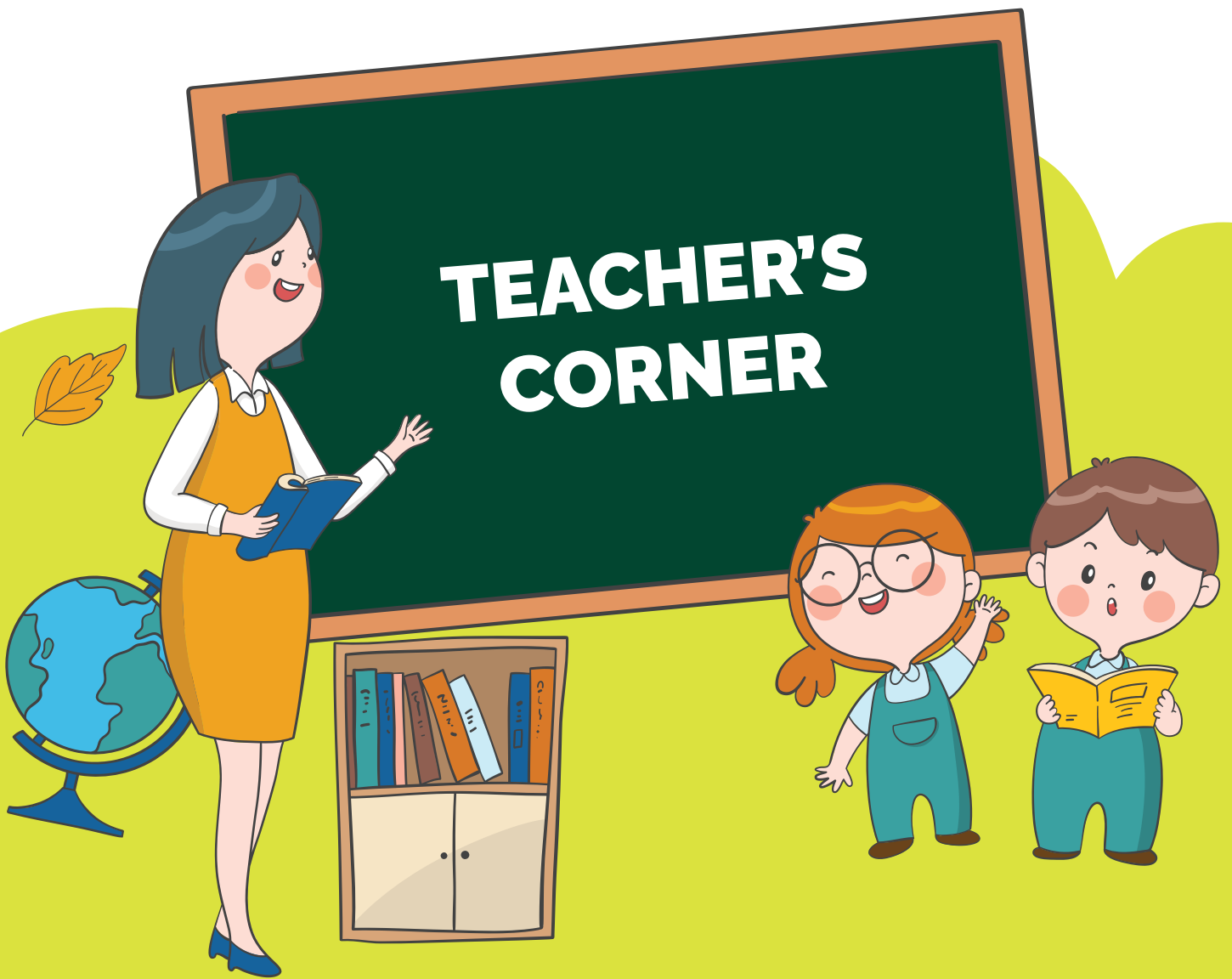
# Special Assembly



the colour yellow. The special assembly started with school prayer, pledge, word of the day and thought for the day. Children costumed in various shades of yellow were used to commemorate a day dedicated to the colour. Children brought yellow items to make it a true "Yellow Day," in addition to being exquisitely dressed in their favourite yellow gowns!

Fruits like bananas, custard, jelly, lemons, mangoes, pineapples, and more were packed into tiffin's. The learning environment was made lively and sporty by colourful toys in yellow, such as race cars, teddy bears, dolls, balls, balloons, flying discs and flowers.





In my 3 years with Tattva, I've found myself in a work environment that transcends the ordinary. Working at this exceptional school has turned learning into a delightful journey, filled with excitement and joy. The pride I feel to be a part of this amazing institution stems from the fact that education here is not just a process; it's a celebration of discovery.

The school's ethos, characterized by a supportive environment and a team of dedicated staff, transforms teaching into a genuine pleasure. There's an intentional emphasis on fostering creativity and personal growth, providing us with the opportunity to nurture young minds and cultivate a love for learning. Witnessing the positive impact, we have on our students each day is nothing short of heart-warming.

Tattva is not just a workplace; it's a wonderful haven for both learning and teaching. Working alongside such professional and positive individuals has been a source of immense happiness, and I am grateful for the opportunity to grow in such a nurturing atmosphere. Our school head, a dedicated and compassionate leader, consistently inspires and motivates us to strive for continual improvement. I am truly fortunate to be a part of this vibrant community.

**- Ms. Pratibha V,  
Class Teacher - Prep II**



## PARENT FEEDBACK

I have 2 daughters Nibha - Grade V 'B' and Nidhi - Grade Nursery studying in Tattva and it has been a wonderful experience as a parent. The staff is kind and supportive attentive and helpful. My girls have learned a lot from the schools. It teaches them to learn to solve the problems on their own. My girls love going to TATTVA and they tell me they love their teachers and class. The importance for sports, teachers' initiatives, cultural activities and well-planned exams and holiday schedules are some of the other reasons why we choose TATTVA over other schools.

Thank you

**- Ms. Pramod K Murthy,**  
**Parent of Nidhi Moudgalya - Nursery**





# School Achievements



1. Times school ranking survey Award.
2. Sai Ruthvik Nyasavajhala of grade IX won gold medal in both 500m and 1000m race conducted by SFA championship in Force One Skating rink, Bengaluru on 18th and 19th November 2024.
3. Tattva School students as participated in 3rd Karnataka Inter School Taekwondo Championship 2024 and secured 42 medals in different age criteria and got the trophy for securing highest medals which was organized by Royal Taekwondo Academy in Shanti Nikethan School.
4. B. R. Samhitha Sharma of grade IV 'B' won 1st place for under-11 chess conducted by SFA championship.
5. Lakshitha V of grade XI won 2nd place in 100mts race conducted by SFA championship.
6. Vinutha S of grade VIII and Deepthi S of grade V won 1st place in 3rd Karnataka Inter School Taekwondo Championship 2024.



## Star Of The Week



Star of the Week is one of the best ways to get to know our students on a more personal level. Students feel distinct for a full week, which encourages classroom community.

- Arnav Aditya - Prep I
- Navika B Nair - Prep II
- Pramarth Kumar - Prep I
- Lishanth T. R - Nursery
- Poorvi R Gowda - Prep I
- Roshni Vijayakumar Sojay - Nursery



## Upcoming Events

Sports Day

Christmas Carnival

